

Signify Classified - Internal  
Cooper Lighting Solutions Photometric Lab  
1121 Highway 74 South  
Peachtree City, GA 30269



Scaled data based on original data using  
LM-79-08 Approved Method: Electrical and Photometric Measurements of Solid-  
State Lighting Products

Test Report Prepared for  
Cooper Lighting Solutions  
(formerly Eaton)

Brand: STREETWORKS

Report Number: P869989

Luminaire Tested: **MEM2-HTN-SA-130-840-U-T3**

Issue Date: 08/21/2024



**Test Information**

Test Method: LM-79-08  
Report Number: P869989  
Test Lab: INNOVATION CENTER(G3)  
Issue Date: 08/21/2024  
Manufacturer: COOPER LIGHTING SOLUTIONS (FORMERLY EATON)  
Product Line: STREETWORKS  
Catalog Number: MEM2-HTN-SA-130-840-U-T3  
Description: EPIC MODERN TALL HOUSING DISCRETE LED ARRAYS 130W 80CRI 4000K  
FIXTURE w/ TYPE III DISTRIBUTION OPTIC  
Light Source: (30) 4000K CCT, 80 CRI LEDS  
Ballast/Driver: ELECTRONIC DRIVER

**Summary**

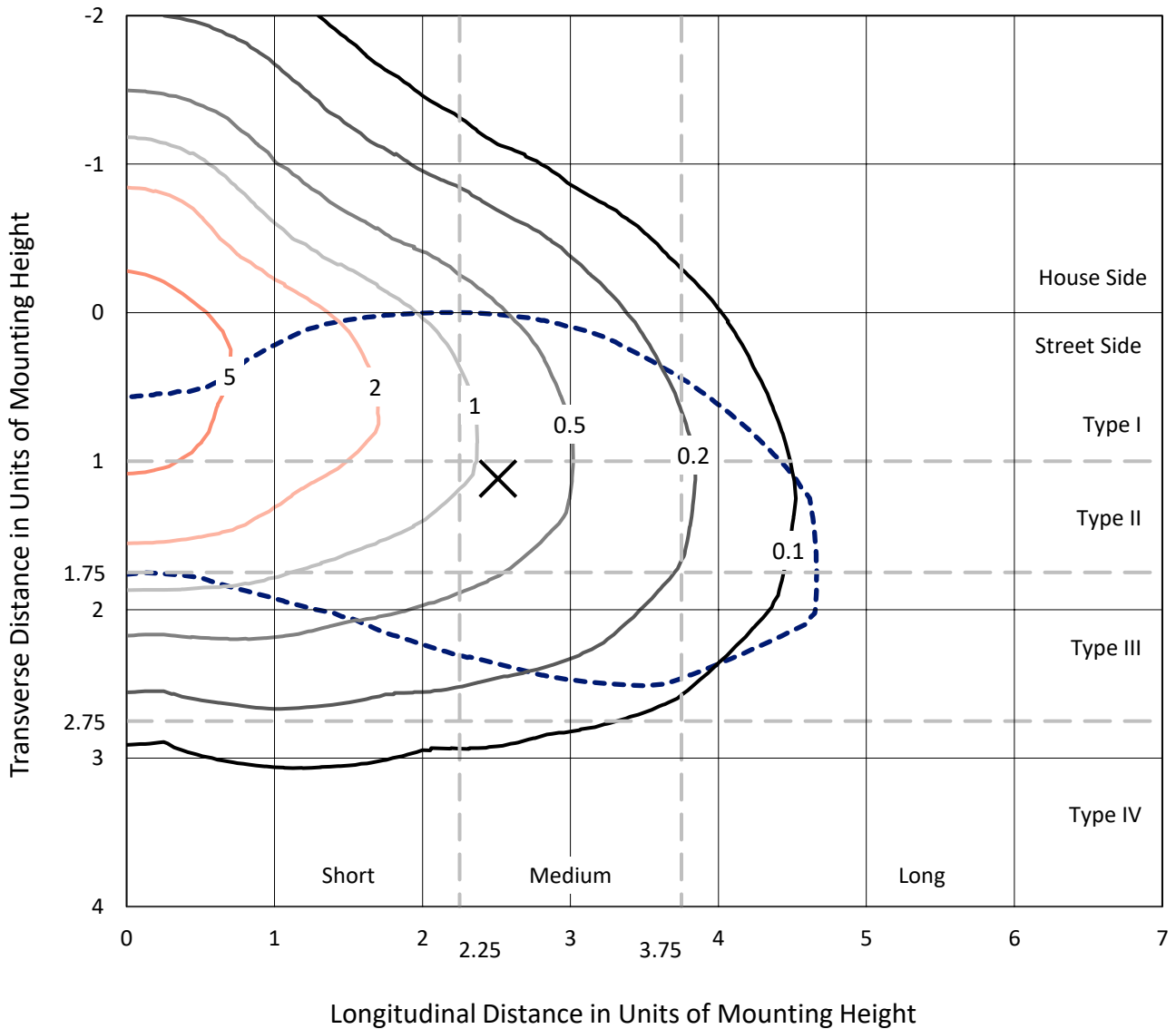
Lumens per Lamp: N/A  
Luminaire Lumens: 16080.2 lumens  
Efficiency: N/A  
Efficacy: 142.3 lumens/watt  
Luminous Opening: Rectangular (W 1' x L: 0.33' x H: 0')  
IES Classification: Type III - Medium  
BUG Rating: B3 - U0 - G3

Input Watts (W): 113  
Input Voltage (V): 120  
Input Current (A<sub>in</sub>): NR  
Voltage Rise (V): NR  
Power Factor: 0.99  
Total Harmonic Distortion (THDi): 7.77%  
Frequency (hertz): 60  
Stabilization Time: NR  
Operation Time: NR  
Ambient Temperature (°C): NR  
Test Distance: 24 FT

REPORT NUMBER: P869989  
 CATALOG NUMBER: MEM2-HTN-SA-130-840-U-T3

### Iso-Footcandle Lines of Horizontal Illumination

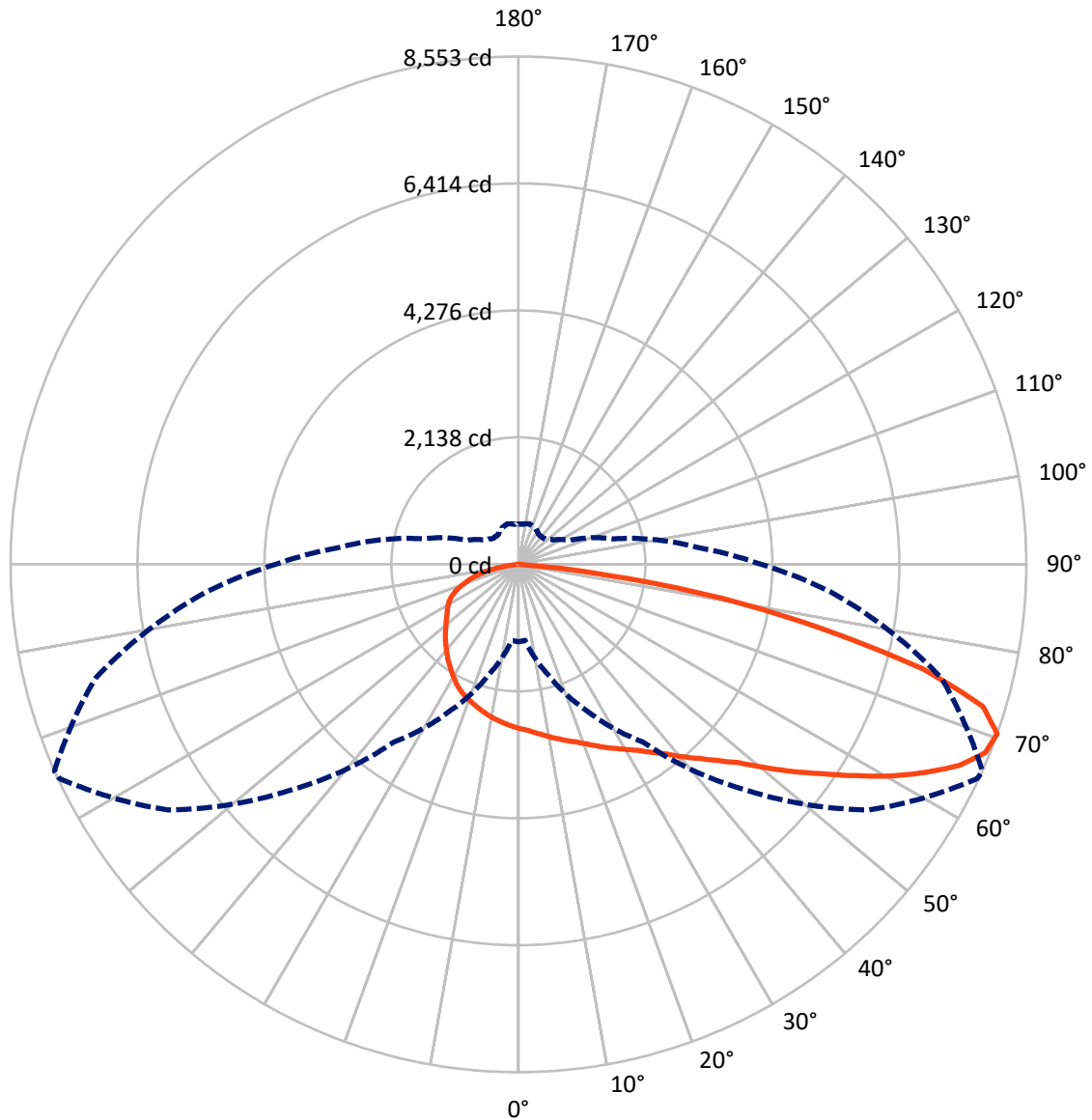
× Max cd  
 - - - 1/2 Max cd



Based on 20 foot mounting height. Maximum calculated value = 7.4 fc  
 Type III - Medium - N/A

REPORT NUMBER: P869989  
CATALOG NUMBER: MEM2-HTN-SA-130-840-U-T3

### Luminous Intensity Polar Plot



— Vertical Plane Through 66-Deg Lateral      - - - Horizontal Cone Through 70-Deg Vertical

REPORT NUMBER: P869989  
 CATALOG NUMBER: MEM2-HTN-SA-130-840-U-T3

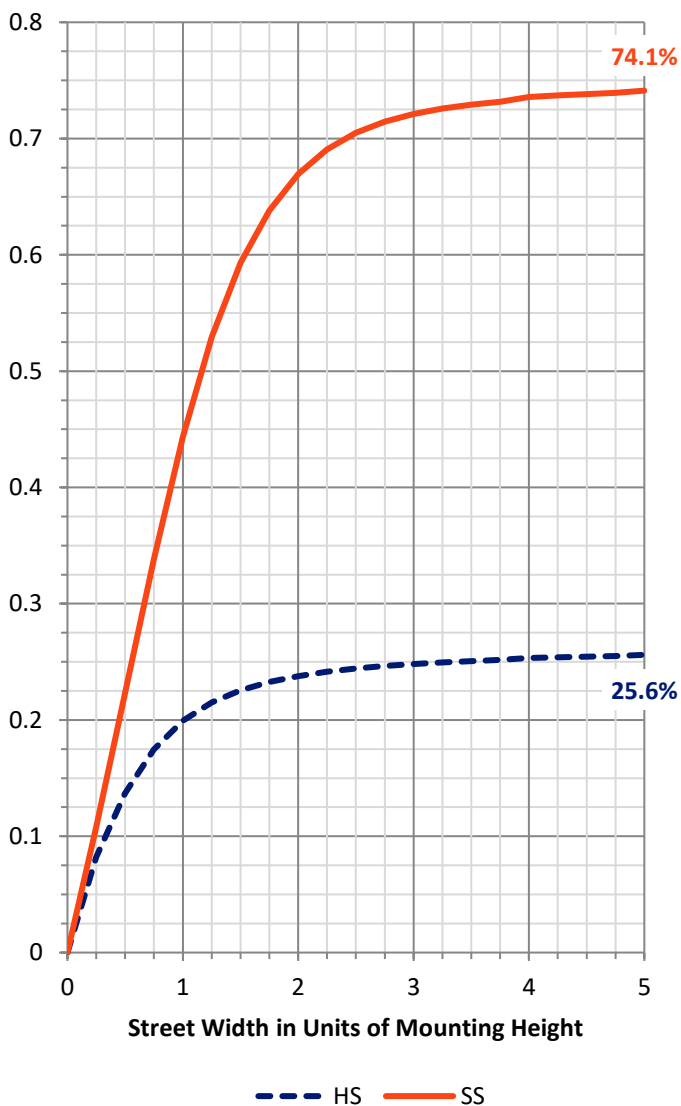
**FLUX DISTRIBUTION:**

		Downward	Upward	Total
<b>House Side</b>	Lumens	4144.0	0.0	4144.0
	% Fixture	25.8	0.0	25.8
<b>Street Side</b>	Lumens	11936.2	0.0	11936.2
	% Fixture	74.2	0.0	74.2
<b>Total</b>	Lumens	16080.2	0.0	16080.2
	% Fixture	100.0	0.0	100.0

**ZONAL LUMENS:**

Zone	Lumens	% Fixture
0°-10°	264.8	1.6
10°-20°	788.6	4.9
20°-30°	1324.6	8.2
30°-40°	1995.7	12.4
40°-50°	2709.4	16.8
50°-60°	3219.6	20.0
60°-70°	3285.8	20.4
70°-80°	2197.7	13.7
80°-90°	294.0	1.8
90°-100°	0.0	0.0
100°-110°	0.0	0.0
110°-120°	0.0	0.0
120°-130°	0.0	0.0
130°-140°	0.0	0.0
140°-150°	0.0	0.0
150°-160°	0.0	0.0
160°-170°	0.0	0.0
170°-180°	0.0	0.0
0°-90°	16080.2	100.0
0°-180°	16080.2	100.0

**Coefficient of Utilization**



REPORT NUMBER: P869989

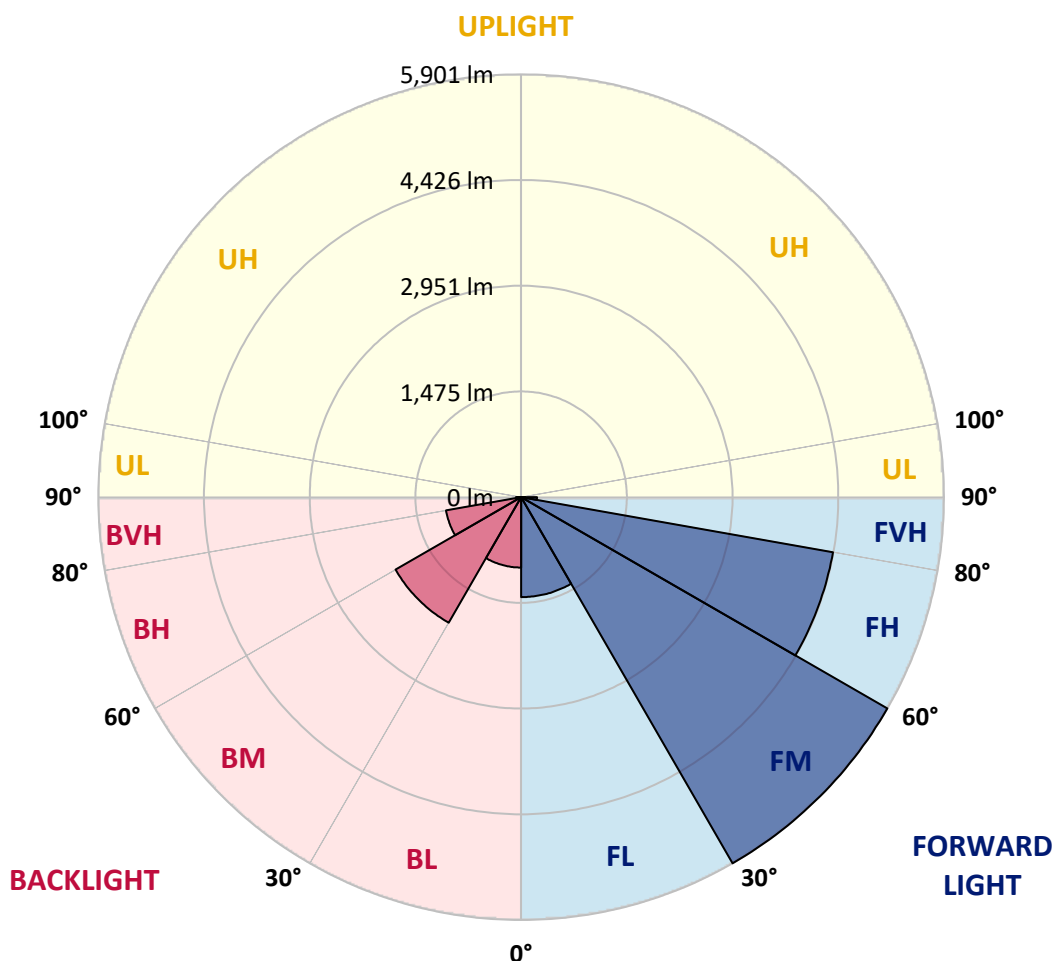
CATALOG NUMBER: MEM2-HTN-SA-130-840-U-T3

**LUMINAIRE CLASSIFICATION SYSTEM LUMEN TABLE AND BUG RATING:**

Zone	Lumens	% Fixture	Zone Rating/Lumen Limit		
			B	U	G
FL (0°-30°)	1395.5	8.7			
FM (30°-60°)	5901.1	36.7			
FH (60°-80°)	4419.4	27.5			G2/5000
FVH (80°-90°)	220.2	1.4			G2/225
BL (0°-30°)	982.6	6.1	B2/1000		
BM (30°-60°)	2023.5	12.6	B2/2500		
BH (60°-80°)	1064.1	6.6	B3/2500		G3/2500
BVH (80°-90°)	73.8	0.5			G1/100
UL (90°-100°)	0.0	0.0		U0/0	
UH (100°-180°)	0.0	0.0		U0/0	

**BUG Rating: B3-U0-G3**

Type III Medium





REPORT NUMBER: P869989

CATALOG NUMBER: MEM2-HTN-SA-130-840-U-T3

**CANDELA DISTRIBUTION (FULL):**

	0°	5°	15°	25°	35°	45°	55°	65°	66°	75°	85°
0°	2766.7	2766.7	2766.7	2766.7	2766.7	2766.7	2766.7	2766.7	2766.7	2766.7	2766.7
2.5°	2865.7	2852.9	2843.4	2849.8	2830.6	2837.0	2814.6	2798.6	2795.4	2789.1	2782.7
5°	2955.2	2955.2	2939.2	2939.2	2916.8	2913.6	2881.7	2846.6	2846.6	2824.2	2798.6
7.5°	3051.0	3044.6	3025.5	3022.3	2996.7	2990.3	2955.2	2900.9	2897.7	2856.1	2817.8
10°	3118.1	3121.3	3108.5	3108.5	3089.4	3073.4	3022.3	2964.8	2958.4	2904.1	2843.4
12.5°	3169.2	3175.6	3172.4	3172.4	3156.5	3156.5	3098.9	3022.3	3015.9	2945.6	2859.3
15°	3223.5	3220.3	3229.9	3233.1	3226.7	3217.2	3175.6	3086.2	3083.0	2990.3	2881.7
17.5°	3271.5	3268.3	3271.5	3287.4	3290.6	3290.6	3249.1	3156.5	3143.7	3044.6	2900.9
20°	3300.2	3306.6	3319.4	3338.6	3348.1	3373.7	3338.6	3239.5	3226.7	3102.1	2942.4
22.5°	3408.8	3389.7	3399.3	3412.0	3424.8	3460.0	3428.0	3325.8	3316.2	3188.4	2990.3
25°	3594.1	3594.1	3571.8	3549.4	3533.4	3549.4	3523.9	3424.8	3418.4	3265.1	3044.6
27.5°	3916.8	3916.8	3868.9	3785.8	3680.4	3651.6	3632.5	3530.2	3511.1	3348.1	3079.8
30°	4325.7	4338.5	4252.3	4111.7	3916.8	3789.0	3741.1	3629.3	3619.7	3431.2	3134.1
32.5°	4763.4	4789.0	4725.1	4520.6	4201.1	3952.0	3875.3	3760.3	3737.9	3530.2	3204.4
35°	5156.4	5181.9	5095.7	4904.0	4495.1	4188.4	4035.0	3904.0	3891.3	3658.0	3309.8
37.5°	5475.9	5482.3	5427.9	5194.7	4741.1	4386.4	4233.1	4076.6	4051.0	3811.4	3421.6
40°	5814.5	5840.1	5785.8	5498.2	4964.7	4600.5	4431.2	4284.2	4261.9	3971.1	3527.0
42.5°	6169.1	6165.9	6165.9	5760.2	5188.3	4779.4	4645.2	4482.3	4469.5	4134.1	3642.1
45°	6386.4	6399.2	6364.0	5916.8	5517.4	4964.7	4852.9	4734.7	4712.3	4360.9	3792.2
47.5°	6440.7	6411.9	6252.2	6038.2	5888.0	5156.4	5114.9	5044.6	4993.5	4610.1	3977.5
50°	6367.2	6322.5	6229.8	6092.5	6025.4	5386.4	5380.0	5415.2	5380.0	4913.6	4191.6
52.5°	6092.5	6086.1	6070.1	6102.0	5993.4	5568.5	5680.3	5801.7	5795.3	5223.5	4415.2
55°	5514.2	5555.7	5747.4	5948.7	5872.0	5693.1	6015.8	6249.0	6223.5	5587.7	4645.2
57.5°	4923.2	4964.7	5210.7	5689.9	5753.8	5827.3	6392.8	6757.0	6715.4	5983.8	4856.1
60°	4408.8	4364.1	4610.1	5300.2	5587.7	5948.7	6766.6	7271.3	7236.2	6380.0	5073.3
62.5°	3594.1	3638.9	4031.8	4731.5	5354.5	6025.4	7073.3	7737.8	7715.4	6744.2	5249.0
65°	2843.4	2782.7	3373.7	4134.1	4951.9	5999.8	7338.4	8175.5	8159.5	7102.0	5383.2
67.5°	1932.8	1891.3	2670.8	3539.8	4405.6	5795.3	7399.1	8469.4	8475.8	7312.9	5418.4
70°	1303.5	1284.3	1920.1	2722.0	3648.5	5354.5	7210.6	8530.1	8552.5	7367.2	5261.8
72.5°	961.6	958.4	1405.7	1942.4	2715.6	4520.6	6696.3	8133.9	8175.5	6983.8	4801.8
75°	757.2	766.7	1003.2	1380.1	1811.4	3344.9	5632.4	6974.2	7038.1	6031.8	3987.1
77.5°	619.8	619.8	702.9	990.4	1210.8	2076.6	4051.0	5105.3	5233.1	4654.8	3070.2
80°	501.6	511.2	520.8	690.1	801.9	1185.3	2357.8	3405.6	3498.3	3242.7	2217.2
82.5°	274.8	293.9	284.3	357.8	402.5	549.5	936.1	1377.0	1517.5	1351.4	1006.4
85°	19.2	12.8	22.4	28.8	35.1	54.3	73.5	102.2	95.8	137.4	70.3
87.5°	3.2	3.2	3.2	6.4	6.4	9.6	12.8	12.8	12.8	12.8	12.8
90°	0.0	0.0	0.0	0.0	0.0	0.0	0.0	0.0	0.0	0.0	0.0



REPORT NUMBER: P869989

CATALOG NUMBER: MEM2-HTN-SA-130-840-U-T3

**CANDELA DISTRIBUTION (continued):**

	90°	95°	105°	115°	125°	135°	145°	155°	165°	175°	180°
0°	2766.7	2766.7	2766.7	2766.7	2766.7	2766.7	2766.7	2766.7	2766.7	2766.7	2766.7
2.5°	2779.5	2763.5	2737.9	2731.5	2722.0	2709.2	2696.4	2677.2	2670.8	2677.2	2683.6
5°	2782.7	2760.3	2718.8	2693.2	2667.6	2645.3	2619.7	2594.2	2578.2	2581.4	2594.2
7.5°	2792.2	2760.3	2696.4	2654.9	2613.3	2578.2	2536.7	2507.9	2488.7	2491.9	2501.5
10°	2805.0	2760.3	2683.6	2613.3	2555.8	2504.7	2463.2	2428.0	2408.9	2405.7	2408.9
12.5°	2808.2	2757.1	2654.9	2568.6	2498.3	2431.2	2386.5	2354.6	2335.4	2325.8	2332.2
15°	2817.8	2747.5	2626.1	2520.7	2434.4	2364.1	2309.8	2271.5	2258.7	2252.3	2249.1
17.5°	2830.6	2744.3	2600.6	2472.8	2370.5	2290.7	2242.7	2204.4	2188.4	2182.0	2188.4
20°	2849.8	2747.5	2571.8	2424.8	2313.0	2233.2	2178.8	2140.5	2127.7	2124.5	2121.3
22.5°	2875.3	2753.9	2549.4	2380.1	2249.1	2169.3	2115.0	2089.4	2079.8	2083.0	2083.0
25°	2900.9	2760.3	2517.5	2319.4	2182.0	2099.0	2060.6	2041.5	2047.9	2060.6	2060.6
27.5°	2923.2	2757.1	2472.8	2255.5	2102.2	2025.5	1996.7	1999.9	2015.9	2038.3	2041.5
30°	2952.0	2757.1	2424.8	2175.7	2012.7	1939.2	1932.8	1958.4	1984.0	2006.3	2006.3
32.5°	2996.7	2776.3	2386.5	2095.8	1920.1	1862.6	1891.3	1926.5	1955.2	1977.6	1984.0
35°	3073.4	2817.8	2360.9	2015.9	1830.6	1789.1	1843.4	1900.9	1920.1	1936.0	1939.2
37.5°	3146.9	2856.1	2329.0	1939.2	1738.0	1722.0	1795.5	1856.2	1859.4	1869.0	1869.0
40°	3217.2	2884.9	2287.5	1856.2	1648.5	1648.5	1734.8	1785.9	1779.5	1769.9	1773.1
42.5°	3293.8	2900.9	2239.5	1779.5	1575.0	1575.0	1645.3	1690.0	1686.8	1699.6	1709.2
45°	3386.5	2932.8	2175.7	1709.2	1498.4	1485.6	1543.1	1581.4	1629.3	1686.8	1702.8
47.5°	3514.3	2977.5	2124.5	1632.5	1434.5	1389.7	1412.1	1492.0	1546.3	1594.2	1600.6
50°	3648.5	3041.4	2079.8	1552.7	1357.8	1277.9	1297.1	1386.5	1418.5	1437.7	1447.2
52.5°	3792.2	3092.6	2041.5	1485.6	1277.9	1162.9	1188.5	1274.7	1297.1	1313.1	1316.3
55°	3916.8	3134.1	1993.5	1421.7	1191.7	1054.3	1086.2	1169.3	1191.7	1210.8	1210.8
57.5°	4047.8	3172.4	1961.6	1367.4	1099.0	964.8	987.2	1070.3	1102.2	1108.6	1118.2
60°	4156.4	3207.6	1932.8	1316.3	1012.7	885.0	900.9	974.4	1012.7	1015.9	1022.3
62.5°	4233.1	3229.9	1916.9	1252.4	926.5	805.1	817.9	891.3	936.1	945.7	948.9
65°	4281.0	3242.7	1888.1	1169.3	853.0	738.0	738.0	811.5	856.2	878.6	885.0
67.5°	4258.7	3220.3	1811.4	1073.4	785.9	670.9	667.7	741.2	779.5	792.3	795.5
70°	4086.1	3089.4	1654.9	955.2	715.6	610.2	603.8	670.9	706.0	677.3	680.5
72.5°	3734.7	2792.2	1440.9	837.0	642.2	552.7	546.3	603.8	607.0	607.0	603.8
75°	3146.9	2281.1	1150.1	712.4	565.5	492.0	495.2	539.9	543.1	559.1	549.5
77.5°	2412.1	1690.0	897.7	568.7	479.2	437.7	453.7	469.6	492.0	514.4	492.0
80°	1753.9	1166.1	623.0	424.9	370.6	370.6	377.0	393.0	424.9	447.3	424.9
82.5°	750.8	514.4	287.5	210.9	182.1	178.9	182.1	182.1	223.6	230.0	201.3
85°	57.5	47.9	35.1	35.1	28.8	16.0	16.0	12.8	9.6	9.6	9.6
87.5°	12.8	9.6	9.6	9.6	6.4	6.4	6.4	6.4	6.4	6.4	6.4
90°	0.0	0.0	0.0	0.0	0.0	0.0	0.0	0.0	0.0	0.0	0.0



Cooper Lighting Solutions Photometric Lab  
1121 Highway 74 South  
Peachtree City, GA 30269



LM-79-2019: Approved Method: Electrical and Photometric Measurements of Solid-State Lighting Products

Report Prepared for

Cooper Lighting Solutions

Streetworks

Report Number: SP1-2407-157-8

Test Date: 09/05/2024

Luminaire Tested: MEM2-HTN-SA-40-840-U-5WQ

Data in this report applies to families of products including MEM2-HTN-SA-40-840-U-5WQ

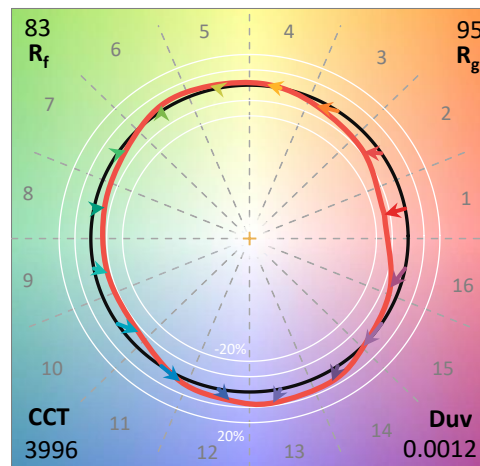
**Test Information**

Test Method: LM-79-2019  
 Report Number: SP1-2407-157-8  
 Test Lab: COOPER LIGHTING SOLUTIONS  
 Photometer: SP1 - 76IN SPHERE  
 Measurement Geometry: 4π  
 Issue Date: 09/05/2024  
 Manufacturer: COOPER LIGHTING SOLUTIONS  
 Product Line: Streetworks  
 Catalog Number: **MEM2-HTN-SA-40-840-U-5WQ**  
 Description: Epic Modern Light Square 40W 5WQ Optic

**Spectral Parameters**

CCT (K): 3996  
 CIE u': 0.2245  
 CIE v': 0.5031  
 Duv: 0.0012  
 CIE x: 0.3815  
 CIE y: 0.3799  
 CIE z: 0.2386  
 Peak Wavelength (nm): 449  
 Dominant Wavelength (nm): 578  
 Purity: 28.49233  
 Rf: 82.6  
 Rg: 95.1

CRI (Ra):	80.6		
R1:	78.1	R9:	-5.8
R2:	87.1	R10:	70.3
R3:	94.5	R11:	78.7
R4:	79.7	R12:	60.5
R5:	78.7	R13:	80.2
R6:	82.7	R14:	97.2
R7:	84.3	R15:	70.6
R8:	59.5		



**Test Conditions**

Stabilization Time: 29M  
 Operation Time: 1H 29M  
 Sphere Temperature (°C): 24.3

REPORT NUMBER: SP1-2407-157-8

Measurement and Test Equipment			
Instrument	Identification Number	Calibration Date	Calibration Due Date
Photometer	IN0058	6/18/2024	12/18/2024
Power Meter	INXT2011004	2/8/2024	2/8/2025
AC Power Source	IN0063	10/24/2023	10/24/2024
DC Power Source	IN0208	10/24/2023	10/24/2024
Sphere Thermometer	IN0085	10/24/2023	10/24/2024
Room Thermometer	IN0046	10/24/2023	10/24/2024

REPORT NUMBER: SP1-2407-157-8

**CIE 1931 Chromaticity Diagram**



**CIE 1931 Chromaticity Diagram with 2017 ANSI 7-Step and 4-Step Quadrangles**



Point lies inside the ANSI 4000K 4-step quadrangle

REPORT NUMBER: SP1-2407-157-8

**Photopic Flux vs. Wavelength**



**Photopic Lumens: NR**

λ (nm)	Power W <sup>^</sup> /nm	Lumens (φ/nm)	λ (nm)	Power W <sup>^</sup> /nm	Lumens (φ/nm)	λ (nm)	Power W <sup>^</sup> /nm	Lumens (φ/nm)	λ (nm)	Power W <sup>^</sup> /nm	Lumens (φ/nm)	λ (nm)	Power W <sup>^</sup> /nm	Lumens (φ/nm)
360	0	NR	490	289	NR	620	725	NR	750	17	NR	880	0	NR
365	0	NR	495	351	NR	625	673	NR	755	15	NR	885	0	NR
370	0	NR	500	414	NR	630	619	NR	760	13	NR	890	0	NR
375	0	NR	505	470	NR	635	562	NR	765	11	NR	895	0	NR
380	0	NR	510	513	NR	640	506	NR	770	9	NR	900	0	NR
385	0	NR	515	546	NR	645	452	NR	775	8	NR	905	0	NR
390	0	NR	520	571	NR	650	400	NR	780	7	NR	910	0	NR
395	1	NR	525	592	NR	655	352	NR	785	6	NR	915	0	NR
400	3	NR	530	606	NR	660	307	NR	790	5	NR	920	0	NR
405	6	NR	535	624	NR	665	267	NR	795	4	NR	925	0	NR
410	12	NR	540	642	NR	670	231	NR	800	4	NR	930	0	NR
415	22	NR	545	663	NR	675	199	NR	805	3	NR	935	0	NR
420	44	NR	550	686	NR	680	171	NR	810	3	NR	940	0	NR
425	83	NR	555	713	NR	685	146	NR	815	2	NR	945	0	NR
430	150	NR	560	745	NR	690	125	NR	820	2	NR	950	0	NR
435	267	NR	565	774	NR	695	106	NR	825	2	NR	955	0	NR
440	466	NR	570	806	NR	700	90	NR	830	1	NR	960	0	NR
445	804	NR	575	835	NR	705	76	NR	835	1	NR	965	0	NR
450	1000	NR	580	858	NR	710	65	NR	840	1	NR	970	0	NR
455	715	NR	585	875	NR	715	55	NR	845	1	NR	975	0	NR
460	492	NR	590	884	NR	720	47	NR	850	1	NR	980	0	NR
465	402	NR	595	880	NR	725	40	NR	855	1	NR	985	0	NR
470	288	NR	600	868	NR	730	34	NR	860	1	NR	990	0	NR
475	226	NR	605	844	NR	735	28	NR	865	1	NR	995	0	NR
480	227	NR	610	814	NR	740	24	NR	870	0	NR	1000	0	NR
485	248	NR	615	771	NR	745	20	NR	875	0	NR			

REPORT NUMBER: SP1-2407-157-8

**Scotopic Flux vs. Wavelength**



**Scotopic Lumens: NR**

**S/P: 1.66**

λ (nm)	Power W <sup>^</sup> /nm	Lumens (φ/nm)	λ (nm)	Power W <sup>^</sup> /nm	Lumens (φ/nm)	λ (nm)	Power W <sup>^</sup> /nm	Lumens (φ/nm)	λ (nm)	Power W <sup>^</sup> /nm	Lumens (φ/nm)	λ (nm)	Power W <sup>^</sup> /nm	Lumens (φ/nm)
360	0	NR	490	289	NR	620	725	NR	750	17	NR	880	0	NR
365	0	NR	495	351	NR	625	673	NR	755	15	NR	885	0	NR
370	0	NR	500	414	NR	630	619	NR	760	13	NR	890	0	NR
375	0	NR	505	470	NR	635	562	NR	765	11	NR	895	0	NR
380	0	NR	510	513	NR	640	506	NR	770	9	NR	900	0	NR
385	0	NR	515	546	NR	645	452	NR	775	8	NR	905	0	NR
390	0	NR	520	571	NR	650	400	NR	780	7	NR	910	0	NR
395	1	NR	525	592	NR	655	352	NR	785	6	NR	915	0	NR
400	3	NR	530	606	NR	660	307	NR	790	5	NR	920	0	NR
405	6	NR	535	624	NR	665	267	NR	795	4	NR	925	0	NR
410	12	NR	540	642	NR	670	231	NR	800	4	NR	930	0	NR
415	22	NR	545	663	NR	675	199	NR	805	3	NR	935	0	NR
420	44	NR	550	686	NR	680	171	NR	810	3	NR	940	0	NR
425	83	NR	555	713	NR	685	146	NR	815	2	NR	945	0	NR
430	150	NR	560	745	NR	690	125	NR	820	2	NR	950	0	NR
435	267	NR	565	774	NR	695	106	NR	825	2	NR	955	0	NR
440	466	NR	570	806	NR	700	90	NR	830	1	NR	960	0	NR
445	804	NR	575	835	NR	705	76	NR	835	1	NR	965	0	NR
450	1000	NR	580	858	NR	710	65	NR	840	1	NR	970	0	NR
455	715	NR	585	875	NR	715	55	NR	845	1	NR	975	0	NR
460	492	NR	590	884	NR	720	47	NR	850	1	NR	980	0	NR
465	402	NR	595	880	NR	725	40	NR	855	1	NR	985	0	NR
470	288	NR	600	868	NR	730	34	NR	860	1	NR	990	0	NR
475	226	NR	605	844	NR	735	28	NR	865	1	NR	995	0	NR
480	227	NR	610	814	NR	740	24	NR	870	0	NR	1000	0	NR
485	248	NR	615	771	NR	745	20	NR	875	0	NR			

REPORT NUMBER: SP1-2407-157-8

**Melanopic Flux vs. Wavelength**



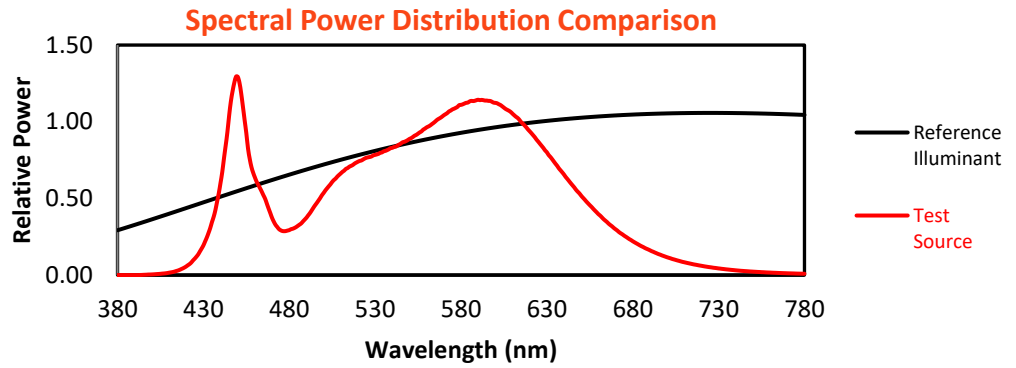
**Melanopic Lumens: NR**

**M/P: 3.37**

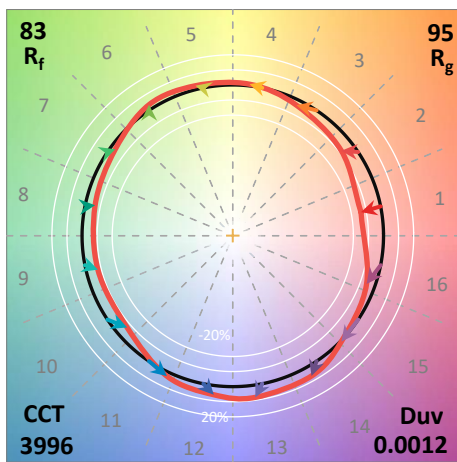
λ (nm)	Power W <sup>^</sup> /nm	Lumens (φ/nm)	λ (nm)	Power W <sup>^</sup> /nm	Lumens (φ/nm)	λ (nm)	Power W <sup>^</sup> /nm	Lumens (φ/nm)	λ (nm)	Power W <sup>^</sup> /nm	Lumens (φ/nm)	λ (nm)	Power W <sup>^</sup> /nm	Lumens (φ/nm)
360	0	NR	490	289	NR	620	725	NR	750	17	NR	880	0	NR
365	0	NR	495	351	NR	625	673	NR	755	15	NR	885	0	NR
370	0	NR	500	414	NR	630	619	NR	760	13	NR	890	0	NR
375	0	NR	505	470	NR	635	562	NR	765	11	NR	895	0	NR
380	0	NR	510	513	NR	640	506	NR	770	9	NR	900	0	NR
385	0	NR	515	546	NR	645	452	NR	775	8	NR	905	0	NR
390	0	NR	520	571	NR	650	400	NR	780	7	NR	910	0	NR
395	1	NR	525	592	NR	655	352	NR	785	6	NR	915	0	NR
400	3	NR	530	606	NR	660	307	NR	790	5	NR	920	0	NR
405	6	NR	535	624	NR	665	267	NR	795	4	NR	925	0	NR
410	12	NR	540	642	NR	670	231	NR	800	4	NR	930	0	NR
415	22	NR	545	663	NR	675	199	NR	805	3	NR	935	0	NR
420	44	NR	550	686	NR	680	171	NR	810	3	NR	940	0	NR
425	83	NR	555	713	NR	685	146	NR	815	2	NR	945	0	NR
430	150	NR	560	745	NR	690	125	NR	820	2	NR	950	0	NR
435	267	NR	565	774	NR	695	106	NR	825	2	NR	955	0	NR
440	466	NR	570	806	NR	700	90	NR	830	1	NR	960	0	NR
445	804	NR	575	835	NR	705	76	NR	835	1	NR	965	0	NR
450	1000	NR	580	858	NR	710	65	NR	840	1	NR	970	0	NR
455	715	NR	585	875	NR	715	55	NR	845	1	NR	975	0	NR
460	492	NR	590	884	NR	720	47	NR	850	1	NR	980	0	NR
465	402	NR	595	880	NR	725	40	NR	855	1	NR	985	0	NR
470	288	NR	600	868	NR	730	34	NR	860	1	NR	990	0	NR
475	226	NR	605	844	NR	735	28	NR	865	1	NR	995	0	NR
480	227	NR	610	814	NR	740	24	NR	870	0	NR	1000	0	NR
485	248	NR	615	771	NR	745	20	NR	875	0	NR			

**Summary**

$R_f = 82.6$   
 $R_g = 95.1$   
 CIE  $R_a = 80.6$   
 $R_9 = -5.8$



**Color Vector Graphics**





Individual Sample Fidelity Index ( $R_{f,i}$ )

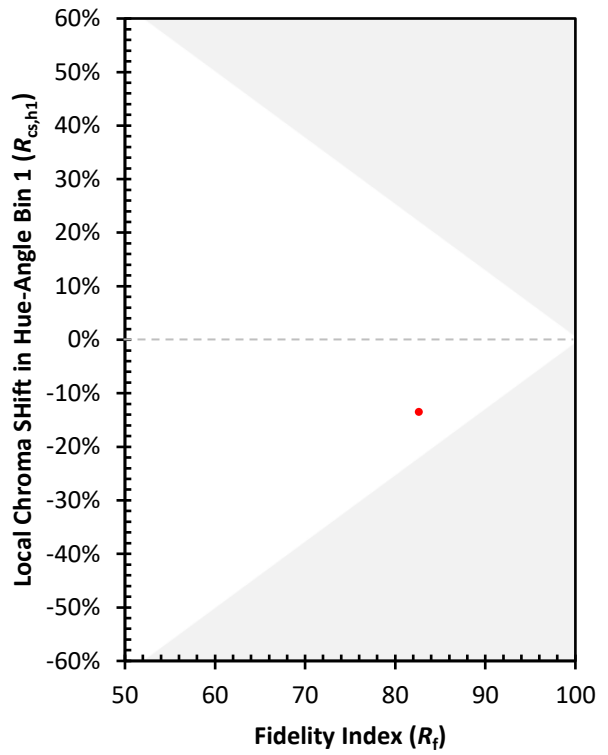
CES01 = 85	CES26 = 79	CES51 = 94	CES76 = 72
CES02 = 61	CES27 = 93	CES52 = 94	CES77 = 82
CES03 = 31	CES28 = 90	CES53 = 88	CES78 = 71
CES04 = 69	CES29 = 83	CES54 = 89	CES79 = 91
CES05 = 48	CES30 = 95	CES55 = 88	CES80 = 88
CES06 = 50	CES31 = 86	CES56 = 84	CES81 = 80
CES07 = 40	CES32 = 78	CES57 = 84	CES82 = 95
CES08 = 39	CES33 = 90	CES58 = 84	CES83 = 95
CES09 = 29	CES34 = 85	CES59 = 90	CES84 = 90
CES10 = 74	CES35 = 92	CES60 = 91	CES85 = 78
CES11 = 57	CES36 = 85	CES61 = 87	CES86 = 73
CES12 = 63	CES37 = 91	CES62 = 87	CES87 = 83
CES13 = 42	CES38 = 95	CES63 = 84	CES88 = 86
CES14 = 74	CES39 = 98	CES64 = 78	CES89 = 76
CES15 = 71	CES40 = 94	CES65 = 75	CES90 = 87
CES16 = 46	CES41 = 98	CES66 = 75	CES91 = 72
CES17 = 49	CES42 = 92	CES67 = 73	CES92 = 62
CES18 = 56	CES43 = 88	CES68 = 77	CES93 = 78
CES19 = 71	CES44 = 99	CES69 = 82	CES94 = 60
CES20 = 65	CES45 = 93	CES70 = 72	CES95 = 70
CES21 = 86	CES46 = 90	CES71 = 67	CES96 = 82
CES22 = 78	CES47 = 95	CES72 = 89	CES97 = 90
CES23 = 91	CES48 = 84	CES73 = 65	CES98 = 84
CES24 = 90	CES49 = 89	CES74 = 93	CES99 = 73
CES25 = 71	CES50 = 94	CES75 = 69	



Color Rendition by Hue-Angle Bin



Measure Comparisons



(END OF REPORT)